

Intermediate Microeconomics

Chapter 6 *Choice under Uncertainty*

1

Uncertainty

- Until now, the situation in which the consumer would find herself was certain
- *State of the world* = outcome of an uncertain situation
- *Contingent commodity* = commodity whose level depends on which state of the world occurs (e.g., consumption if a bet is won, or if a bet is lost)

2

Expected value

- Each state of the world can occur with a certain chance called *probability*
- Suppose we consider a bet
- *Expected value* = outcome that we would obtain, on the average, from playing the bet an infinity of times
- Algebraically, if p_i is the probability of state of the world i and w_i is the outcome in that state:

$$E(w) = p_1 w_1 + p_2 w_2 + \dots + p_n w_n$$

3

Choice under uncertainty

- St. Petersburg paradox (Bernoulli, 1738)
 - ♦ a coin is tossed until “head” appears (toss n)
 - ♦ payoff from participating: $R(n) = 2^n$
 - ♦ how much would you pay as entry fee?
- What is different when there is uncertainty? Risk matters!

4

Contingent commodities

- Suppose we consider a bet: next card drawn from the deck is not heart
 - ♦ if true, earn \$0.40 on the dollar
 - ♦ if false, lose \$1 on the dollar
- Initial endowment is \$100
 - ♦ consumption if next card is heart = c_h
 - ♦ consumption if next card is different suit = c_o
- If no bet is placed: $c_h = c_o = \$100$ (endowment point, on the 45 degree line)

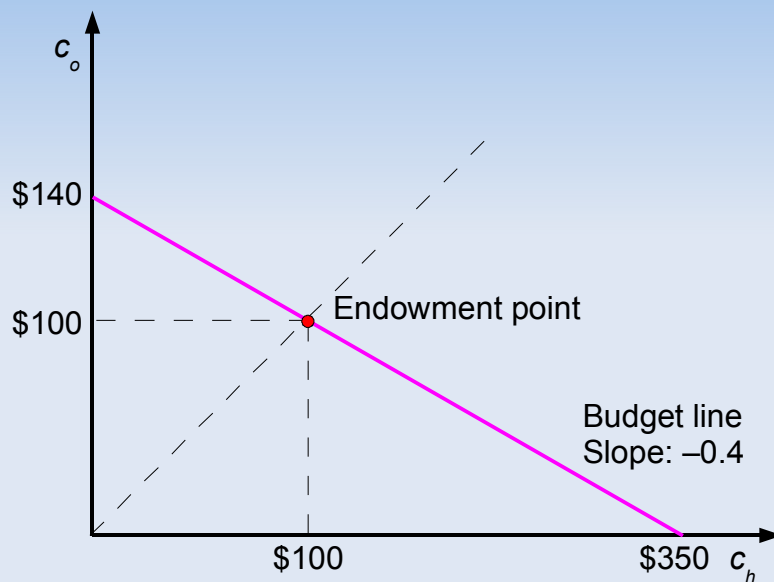
5

An example of uncertainty

- In principle, you could bet both on "next card is not a heart" and against it
- If the payoff structure is the same, regardless of the bet, then the budget line is a straight line
- The slope of the budget line is given by the negative of the ratio of the potential wins/losses:
 $-0.4/1 = -0.4$
- The endowment point (no bet) is always an alternative \Rightarrow has to lie on the budget line

6

Contingent commodities



7

Fair gambles

- *Actuarially fair gamble* = gamble for which the expected monetary gain is zero
- *Odds* = the ratio of the probability of two events occurring
- *Fair odds line* = budget constraint that reflects the opportunities presented by an actuarially fair gamble (i.e., the ratio of the probabilities is equal to the inverse of the ratio of the corresponding gains/losses)

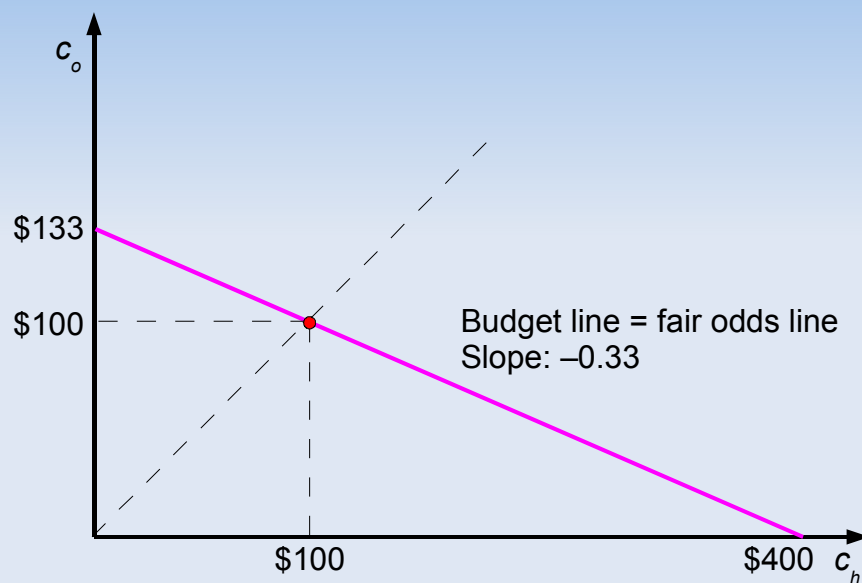
8

Back to our example

- Is our example a fair bet?
 - ♦ a heart is drawn: chance = $\frac{1}{4}$, loss = \$1
 - ♦ other suit drawn: chance = $\frac{3}{4}$, gain = \$0.4
 - ♦ on the average: $\frac{3}{4} \times 0.4 - \frac{1}{4} \times 1 = \0.05
 \Rightarrow you gain \$0.05 on each bet
- What would be a fair bet? Suppose you gain d dollars per dollar when another suit shows:
$$\frac{3}{4} \times d - \frac{1}{4} \times 1 = 0 \Rightarrow d = \frac{1}{4} \div \frac{3}{4} = 0.33$$
- The budget line would now have a slope of 0.33 too ($\frac{1}{4} \div \frac{3}{4}$) – the fair odds line

9

Fair odds line



10

Risk aversion

- *Risk averse* = individual who would not accept an actuarially fair gamble (risk is bad)
- *Risk lover* = individual who prefers a gamble with a certain expected value to certainty with the same expected value (risk is good)
- *Risk neutral* = individual who is indifferent among alternatives with the same expected value (risk does not matter)
- Most individuals are risk averse

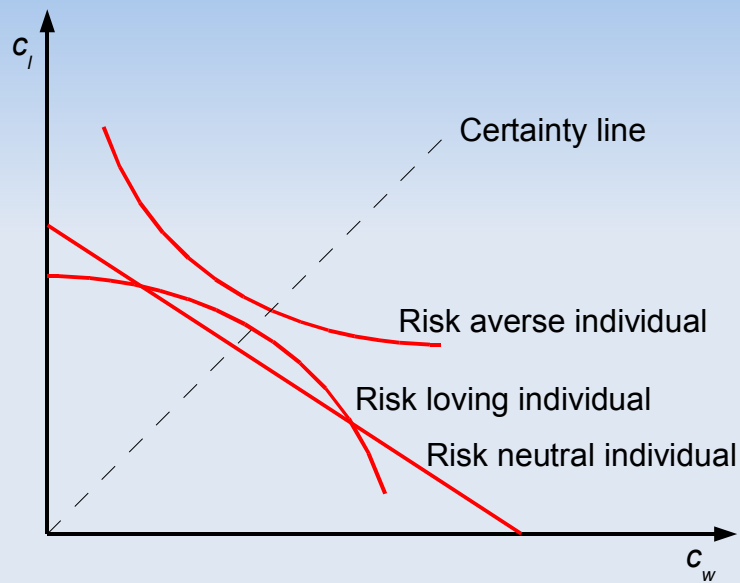
11

Preferences for risk

- *Risk averse* = indifference curves look as before
- *Risk lover* = indifference curves bow outward
- *Risk neutral* = indifference curves are straight lines, parallel to the fair odds line
- *Certainty line* = 45 degree line
- Most individuals are risk averse \Rightarrow will focus only on risk averse individuals

12

Indifference curves



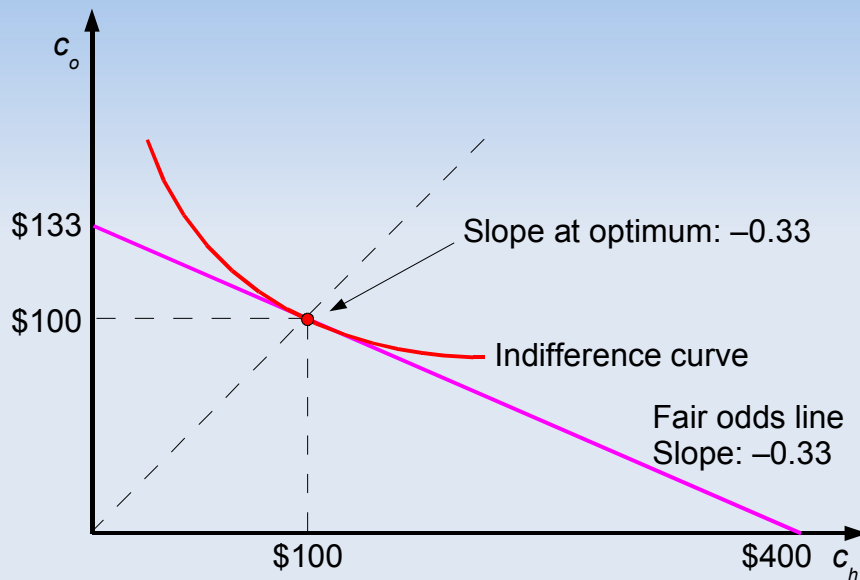
13

Equilibrium

- Risk averse individuals prefer certainty to risk
- Hence, when presented to a risky alternative that has the same expected value as a certain alternative, they will *always* choose the certain alternative
- This means that they will always choose the endowment point when faced with a fair odds line \Rightarrow the slope of their indifference curves on the 45 degree line is equal to the odds ratio

14

Equilibrium for risk averse people



15

Equilibrium

- When faced with a non-actuarially fair bet, risk averse individuals might choose to place *some* money on the bet
- In contrast, risk lovers will choose to place *all* their money on the bet
- Las Vegas and Atlantic City suggest that there are many risk-loving individuals
- But: most of them place small bets – so maybe not risk lovers after all...

16

Applications

- *Risk premium* = extra return on an investment, to compensate for risk

$$RP = E(I) - r_f$$

- *Diversification* = process of buying several assets in order to reduce risk ("don't put all your eggs in one basket")
- More on these topics: ECON435 (Financial Markets)

17

Insurance

- In many cases, people cannot choose whether to take a risk or not \Rightarrow take insurance
- *Premium* = price of obtaining (\$1 worth of) insurance coverage
- *Actuarially fair insurance* = premium equals the expected payout of the insurer

18

Example of insurance problem

- Suppose you have a car and there is a probability p of getting into an accident
- If no accident occurs, then have $\$a$; if an accident occurs, need to spend $\$a$ on repairs
- Consumption when there's no accident is c_g ("good" state) and when there's an accident is c_b ("bad" state)
- The "endowment point" is then the intercept with the "good state" axis

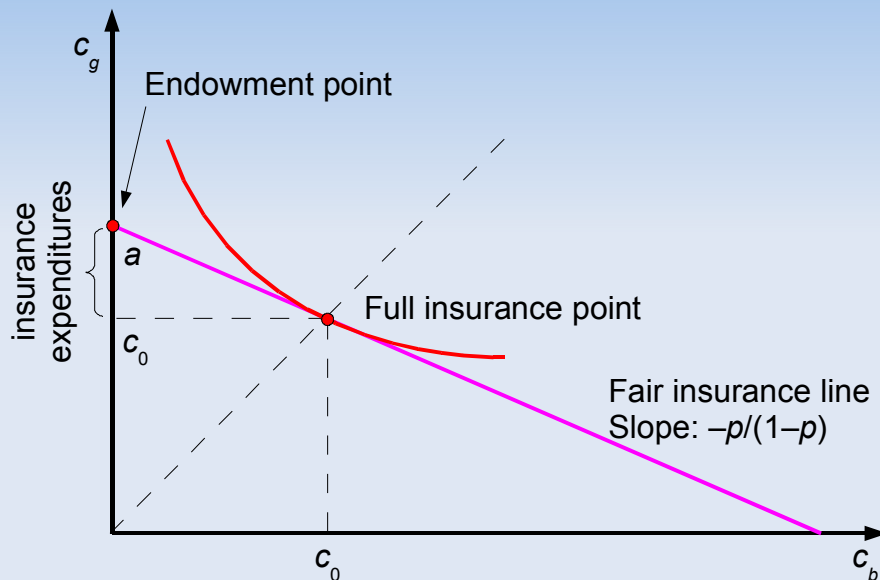
19

Fair insurance

- An actuarially fair insurance pays as much as its premium, on average \Rightarrow for $\$1$ of coverage:
$$(1 - r) p = r (1 - p) \Rightarrow r = p$$
- A risk-averse person would always choose full insurance ($c_g = c_b = c_0$, on the 45 degree line) when presented with an actuarially fair insurance
- Hence, insurance expenditures = $a - c_0$

20

Equilibrium with fair insurance



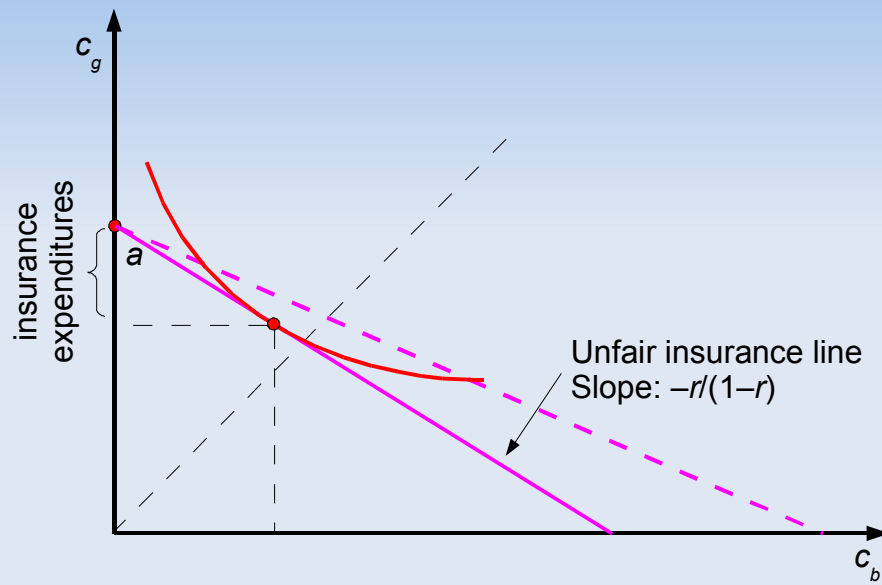
21

Coverage with unfair insurance

- What happens if $r > p$? Insurance is unfair (you pay more, on average, than get repaid by the insurance company)
- But is this really "unfair"? Insurance companies need to recover their costs
- Risk averse individuals still buy some insurance (but not full)
- The budget line is now steeper than the fair odds line (because the negative of the slope is $r/(1-r) > p/(1-p)$)

22

Equilibrium with unfair insurance



23